

Conservatory Solid Roof System

Create a comfortable living space with our roof conversion solutions for existing and new build conservatories



The market-leading Guardian Warm Roof is a revolutionary step forward in home improvement – a high performance, lightweight roof system that has been designed to replace your existing glass or polycarbonate roof or be installed as an alternative on your new conservatory.

The Guardian Warm Roof System dramatically transforms your conservatory into an ambient, much needed space that can be used daily, all year round.



Less sun glare and furniture fade



Cooler in summer



Less rain noise and 100% weathertight



Warmer in winter

Ridge cappings to match roof tiles or slates

Choice of roof tiles or slates in a range of colours

Standard rainwater systems

Breathable waterproof membrane

Exterior grade plywood

Structural pre-engineered frame

Ventilated roof eliminates condensation and mould growth

3 layers high performance rigid insulation board (125mm)
U-value 0.18 W/m.K (England & Wales) and 0.15 W/m.K (Scotland)

Designed to retain the conservatory's original windows, doors, frames and walls, the Guardian Warm Roof System is fully tested and approved to all thermal and structural standards.



To find out more watch the video at www.guardianroof.co.uk

Bespoke
integrated box
gutters

Roof windows available
in a wide range of sizes
and styles

Ensuring your peace of mind



QUESTION ANSWER

Will my conservatory be able to take the weight of the Guardian Roof?

The Guardian Warm Roof System has been specifically designed to weigh no more than a glazed roof and is fully tested and approved by industry experts for its structural performance. In addition, the results have enabled certification by the LABC (England & Wales) and the LABSS (Scotland).

The Guardian roof is designed and engineered to replace the entire existing roof. Some conversion systems only overclad the existing roof which was never designed to carry additional weight.

Conservatories have reinforcing posts to take the weight of glazed roofs. Conservatories built before 1996 may not have sufficient support. The Guardian survey will determine the suitability and, where required, will provide a structural solution to support the Guardian roof.



How can Guardian guarantee the thermal performance of the warm roof system?

The Guardian Warm Roof System has been subjected to independent thermal analysis that takes into account the entire roof assembly, including cold bridging, to give a true U-value as required by Building Regulations. Cold bridging has a major impact on U-value and, if not taken into account, will reduce thermal performance.

Many roof conversions state similar U-values or better, but these are theoretical unless the entire assembly has been thermally tested. If in doubt, ask!





QUESTION ANSWER

Why is the Guardian Roof structural frame made from aluminium?

After months of testing the Guardian Roof with various materials, a superior lightweight aluminium frame was chosen due to its high-performance structural properties.

Many roof systems use timber, which weighs significantly more, putting additional stress on the existing conservatory walls. Timber is also prone to shrinkage and is often cut to size on-site unlike the Guardian Roof structural frame which is manufactured and pre-assembled under quality controlled factory conditions.



I've read reports of condensation and mould with these types of roof – how is Guardian different?

In compliance with LABC / LABSS, the Guardian Roof is a ventilated roof. Slots in the ring and ridge beams allow air to flow freely through the roof allowing any moisture to exit.

With many unproven roof conversions, moisture can form inside the roof causing staining and mould growth to the internal plasterboard, leading to deterioration or even failure of the roof components.



Will I need to apply for Building Regulations for the new roof?

Under certain criteria, the Guardian Warm Roof System would be exempt from Building Control approval – however, we strongly recommend that approval always be sought.

But, as the Guardian Warm Roof System carries LABC / LABSS certification, the Building Control process should proceed faster, smoother and without complication.

Due to the high performance insulation and with Building Control approval, the Guardian Warm Roof System, may allow the removal of the wall between the house and conservatory, providing the flexibility to extend and enlarge an existing kitchen, living room or bedroom.



System Benefits



Rapid Installation

Installed by one of our Team Guardian Registered Installers, the whole conservatory roof installation only takes a few days and is completed with minimum disruption to your home.



Engineered for Quality

Each Guardian roof is engineered precisely to your individual requirements and pre-assembled under controlled factory conditions to ensure the highest quality before delivery to site.



Energy Efficient

It has been independently proven that a Guardian Warm Roof can save you money on your energy bills, using high performance insulation that achieves a superior U-value of only 0.18 W/m.K (England & Wales) and 0.15 W/m.K (Scotland).

With Building Control approval, internal dividing doors or walls can be removed to provide an open-plan living space



Reduces Noise & Sun Glare

Your new room will be quiet and comfortable all year round as any rain / weather noise will be eliminated.

The Guardian roof also significantly reduces sun glare, which in turn prevents sun bleaching to fixtures and fittings, removing the need to fit blinds to the windows of your conservatory.



Temperature Control

A Guardian Warm Roof regulates the temperature of your conservatory to ensure it's a pleasant temperature whatever the season.

The high-performance insulation guarantees lifetime thermal performance, ensuring your room is economical to heat.



Complete Peace of Mind

The Guardian roof is a superb system and is LABC and LABSS approved.

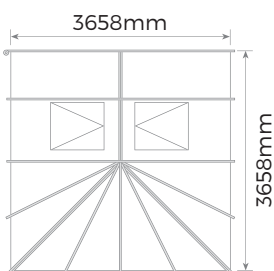
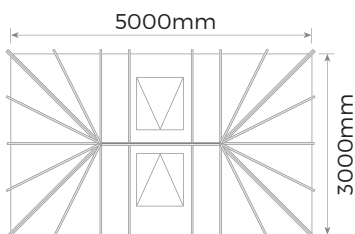


Guardian provide both standard and bespoke Warm Roof solutions



Edwardian

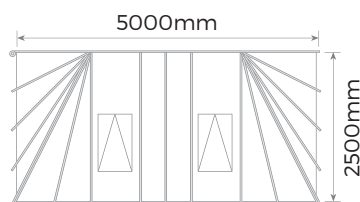
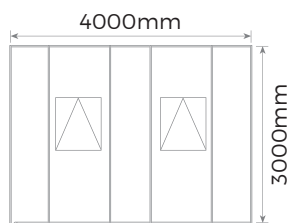
The Classic Sunroom shape. Together with attractive roof windows the Edwardian Guardian Roof is the traditional option for styling and convenience, maximising the room space below. Sympathetic to all house styles, the ridge of the roof is so versatile it can also be the perfect solution to a Bungalow extension.



Lean-to

The Guardian Lean-To is ideal to maximise space at the rear of the house. The ends can either have one or two hips (slopes).

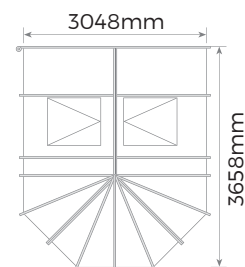
Ideal for kitchen extensions, the roof can go as low as 15° with roof windows.



Victorian

The Victorian roof is also ideal if you may not have much available space in your garden.

The internal plaster finish on the roof has an attractive appearance with its facet front finish.

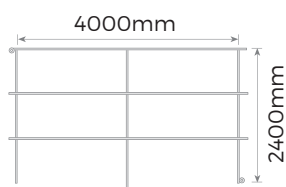




Gable Ended

The gable ended main feature is the continuous height it brings to the room due to its long central ridge.

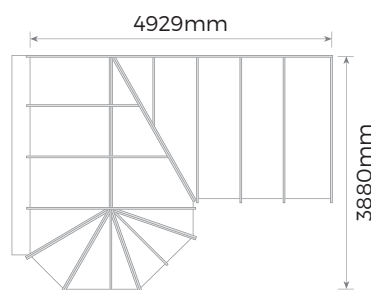
The gable end allows you to get the most from your roof windows providing a light and airy space.



Combination

Increase your options with a combination Guardian Sunroom.

A P-shape simply combines the benefits of two different styles to maximise your living environment. A T-shape combination is available, as well as bespoke solutions to make your conservatory as individual as you are.



Guardian Warm Roof is suitable to replace your existing roof and also as an alternative on all new conservatory installations

Roof Tile and Slate Options



Guardian Tile

The Metrotile is made from lightweight high grade steel with Aluzinc® coating for incredible strength and resistance and features a unique 'hidden fix' feature that leaves no nails exposed to corrosion.

The choice of colours means the tiles can match or compliment virtually any home.


Antique Red

Moss Green

Charcoal

Burnt Umber


Ebony




Ebony




Burnt Umber



Charcoal



Moss Green



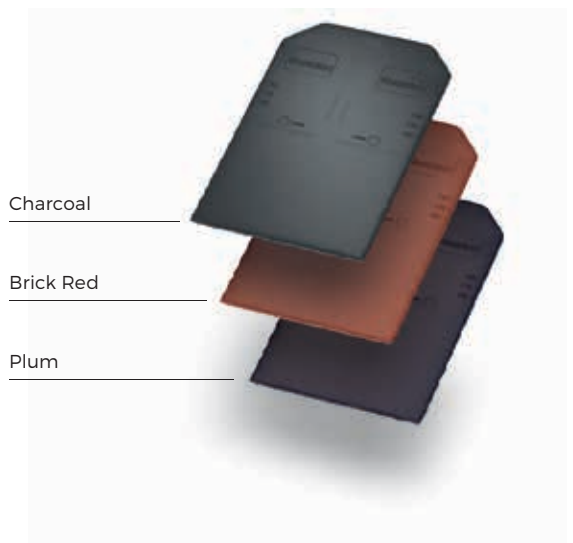
Antique Red




Guardian Slate

Guardian Slate is an innovative roofing system featuring the aesthetic appeal of natural slate without the risk of cracking and breaking.


Guardian Slate is available in a choice of three natural colours, providing you the opportunity to add texture and style to your home. The colours have been tested to high UV exposure and exhibit virtually no fade and with no trace of cracking or splitting.



Charcoal



Plum



Brick Red

Transformed in just a few days

Typical build programme

Day 1

Removal of entire existing roof and installation of Guardian structural frame



The vital first step is to remove the entire existing roof.

Day 2

External weatherproofing allows earlier internal fit-out



Exterior grade plyboard is fixed to the rafters.

Day 3

Internal fit-out of high performance insulation and plasterboard



3 layers of high performance insulation (between and over rafters, and insulated plasterboard), is installed.



Timber packer and structural ringbeam are sealed and secured to the top of the window frames.



The aluminium rafters, ridges and wall plates are fitted and the spider arms are secured to the spider bracket.



Breathable waterproof membrane is laid over the plywood and secured in place.



Chosen tile is added ensuring weathertightness and the gutter and external trim are secured in place.



A total of 125mm insulation is used for outstanding insulating performance.



Visit www.guardianroof.co.uk to watch the video.

The Guardian Service Package

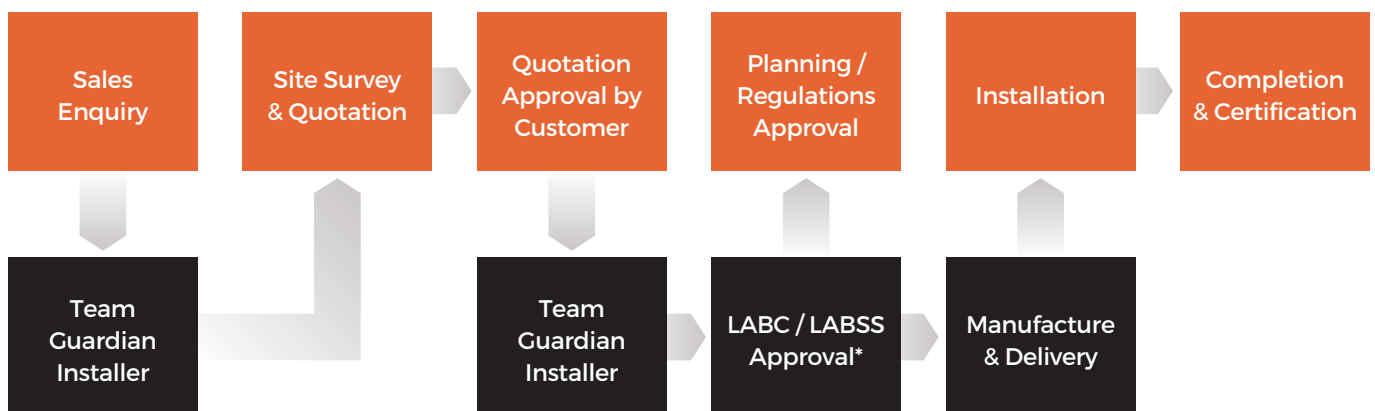


Get it right first time

Building work of any kind can be a daunting process.

The Guardian Service Package is the hassle-free way to achieve the roof conversion you want. We will manage your project and keep you informed at every stage, providing a seamless process from your original enquiry, through planning permission to final installation and certification.

Customer journey



5 Weeks

*LABC / LABSS approval may be necessary.
Please consult your Team Guardian Installer.

Team Guardian

UK Approved Installer Network

The Guardian Warm Roof System is manufactured in the UK and there are over 200 companies nationwide who are registered Team Guardian members, fully authorised to install this unique product.

Simply ask to see their Team Guardian ID and you will be assured that your installer is trained, qualified and approved by us. The system has been designed to give you additional assurances, not just for the roof itself but also for the quality of the installation.

There are over 200 approved Team Guardian installers across the UK

Make sure it's Team Guardian!



Gallery



“We couldn't really afford an extension but we wanted a conservatory that we could enjoy all year round, so when we heard about the Guardian Conservatory – it was an easy decision. One month later, I can only say that it's given us the perfect room. Light, airy, quiet and comfortable.”





Gallery



The background image shows the interior of a bright conservatory. The room features a high ceiling with two large skylights. The walls are covered in patterned wallpaper, and the floor is made of dark wood. On the left, there is a light-colored leather sofa with several colorful floral cushions. In front of the sofa is a white coffee table with a small plate on it. To the right, there is a white armchair with a floral cushion. A large window at the back of the room offers a view of a garden with a wooden fence and some outdoor furniture. A small black heater is visible near the window. A Buddha statue sits on a table to the right of the armchair. The overall atmosphere is warm and comfortable.

“My local Team Guardian Installer replaced my existing Conservatory Roof with a new Guardian Warm Roof. The result is spectacular with a room that provides warm coziness in winter and cool ambient temperatures even on the hottest summer day. The team was terrific completing the job in just 4 days. They left my home spotless and a very satisfied customer behind. No wonder the Guardian Warm Roof is by far the Market Leader.”